

CIVA Free Known Programme 1

Power Intermediate, Advanced and Unlimited 2026



Guidance for competitors

Competitors should preferably design their own Free Known sequence, though they are entitled to use one provided by another competitor or resource.

Each Programme 1 Free Known sequence must comprise a total of 10 figures.

Within each sequence: 5 figures must be the “Known” figures specified by CIVA as shown overleaf and 5 must be “Free” figures, i.e. they are freely chosen by the competitor.

The 5 “Known” figures –

- must be those specified for the category by CIVA at its plenary.
- may individually be placed in any order and at any position within the sequence.
- may be employed in any orientation, i.e. with their start direction along the main box axis into wind, or down wind, or on the secondary axis in either direction.
- must be used with their design as specified by CIVA, unchanged in any way.

The 5 “Free” figures –

- must be selected from the Aresti Aerobatic Catalogue (Condensed), Power version.
- must, in conjunction with the specified “Known” figures, provide a sequence that complies overall with current CIVA Section 6 Part 1 regulations.

Sequence files submitted for a CIVA championship event –

- must be in a computer format declared acceptable to CIVA. Hard or paper copies of any type are not acceptable.
- must contain complete pages for forms “A”, “B” and “C” as well as forms “L” and “R”.
- must clearly identify on at least one of the forms the 5 “Known” figures using the specified letters A-E.

QR codes to access the OpenAero master figures in mobile phones and tablets -

Power Intermediate



Power Advanced



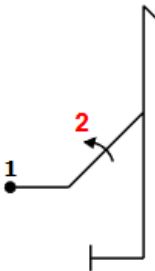
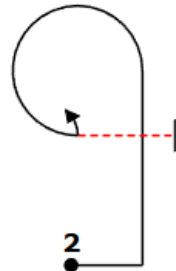
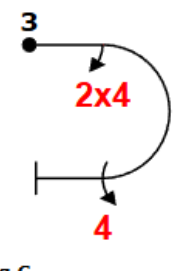
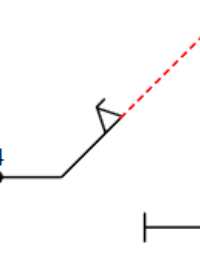
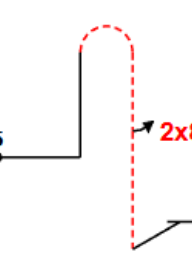
Power Unlimited



The “Known” figures specified by CIVA for powered aircraft in 2026 are:


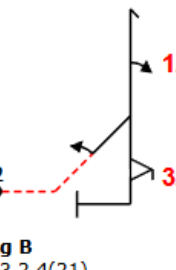
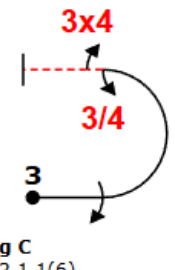
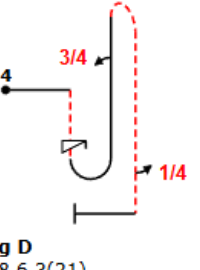
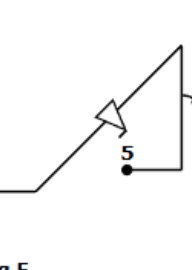
Intermediate power category

Max total K allowed = 200

 <p>Fig A 5.3.1.1(18) 9.2.2.4(11) K: 29</p>	 <p>Fig B 8.6.2.1(12) 9.1.3.2(4) K: 16</p>	 <p>Fig C 7.2.3.3(6) 9.4.3.2(5) 9.4.3.4(11) K: 22</p>	 <p>Fig D 1.2.3.1(12) 9.9.2.2(13) K: 25</p>	 <p>Fig E 8.4.3.1(15) 9.8.5.1(3) K: 18</p>
--	---	--	---	---

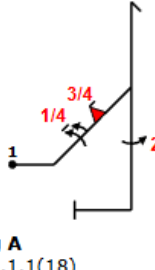
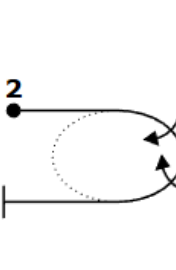
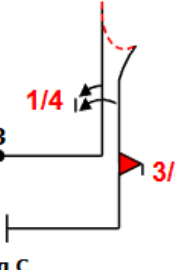
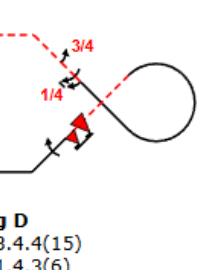
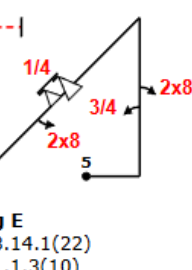
Advanced power category

Max total K allowed = 320

 <p>Fig A 8.6.2.1(12) 9.4.1.2(9) 9.1.3.6(10) K: 31</p>	 <p>Fig B 5.3.2.4(21) 9.1.2.2(6) 9.1.1.1(6) 9.9.5.3(11) K: 44</p>	 <p>Fig C 7.2.1.1(6) 9.1.3.4(8) 9.1.3.3(6) 9.4.3.3(8) K: 28</p>	 <p>Fig D 8.8.6.3(21) 9.11.1.4(5) 9.1.1.3(10) 9.1.5.1(2) K: 38</p>	 <p>Fig E 1.2.6.1(14) 9.1.1.2(8) 9.9.4.4(11) K: 33</p>
--	---	---	---	--

Unlimited power category

Max total K allowed = 450

 <p>Fig A 5.3.1.1(18) 9.1.2.5(11) 9.10.2.3(15) 9.2.5.4(9) K: 53</p>	 <p>Fig B 2.2.5.1(22) K: 22</p>	 <p>Fig C 6.2.2.1(15) 9.1.1.5(14) 9.10.5.3(13) K: 42</p>	 <p>Fig D 7.3.4.4(15) 9.1.4.3(6) 9.1.4.5(9) 9.10.4.6(16) 9.1.4.4(8) K: 54</p>	 <p>Fig E 1.3.14.1(22) 9.1.1.3(10) 9.8.1.1(7) 9.9.4.5(13) 9.8.4.1(3) K: 55</p>
--	--	---	---	---

Valid from January 1st 2026